

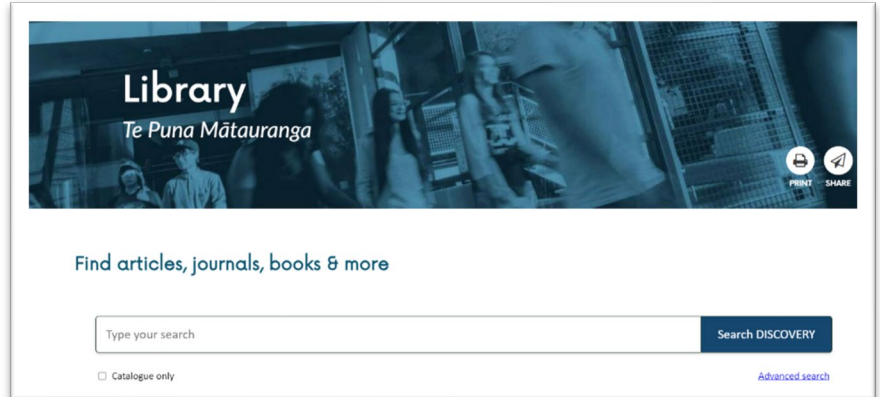
DISCOVERY: 1 - GETTING STARTED

TE PUNA MĀTAURANGA - LIBRARY LEARNING CENTRE

You can search across Library resources with one search using DISCOVERY.

To start a general DISCOVERY search:

1. Go to the Library website (<https://library.nmit.ac.nz>) to find the DISCOVERY search box.



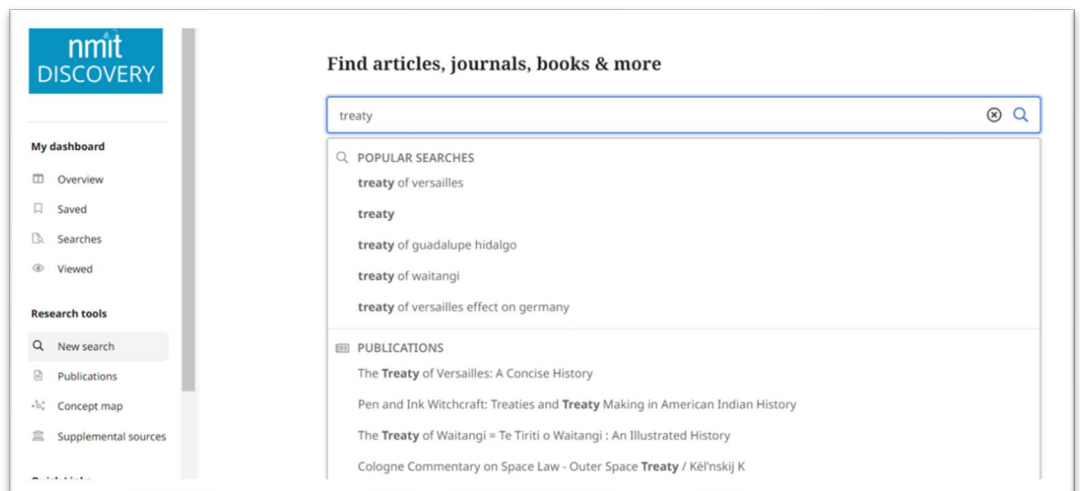
2. Try one of these two basic search options:

Option one:

- On the DISCOVERY search box, type your keywords in place of the 'Type your search' text prompt e.g. Type in keyword *Treaty of Waitangi*.
- Then press the Enter key or click on **Search DISCOVERY** and you'll be taken to the DISCOVERY platform with your search results displayed.

Option two:

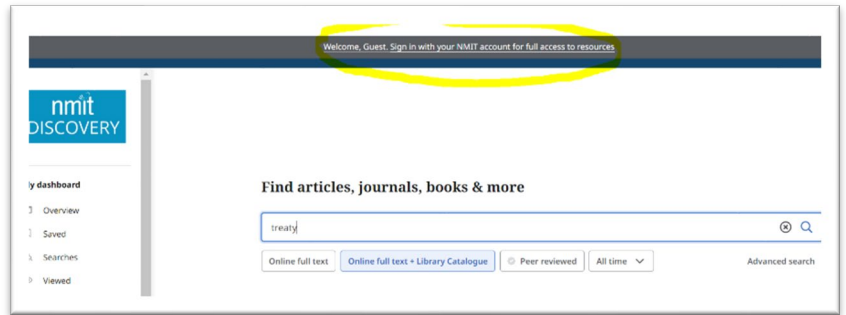
- You can go directly to the DISCOVERY platform by clicking on **Search DISCOVERY**.
- Then put in a search term (e.g. type in *Treaty of Waitangi*) in the search box.
- As you type your search, related search terms and publication suggestions may appear under the search box (as shown below).
- If relevant, you can click on one of the suggestions or complete typing your own search keywords.
- Press the Enter key or click the magnifying glass to search, then your search results will display.




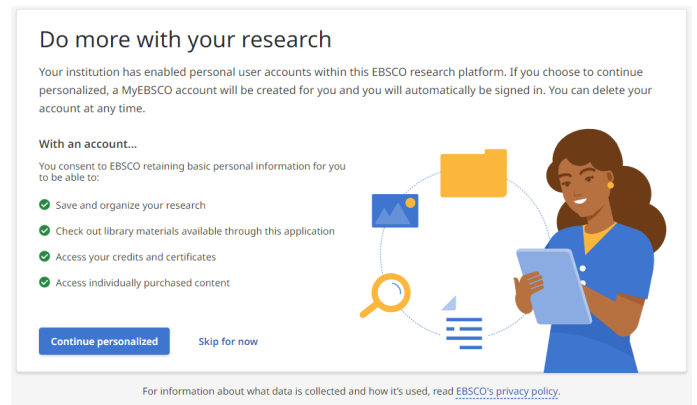
DISCOVERY: 1 - GETTING STARTED

TE PUNA MĀTAURANGA - LIBRARY LEARNING CENTRE

3. To access full text resources, click on the link **'Welcome, Guest. Sign in with your NMIT | Te Pūkenga account for full access to resources'**, and follow sign in prompts.)



4. If the **'Do more with your research'** screen opens, read through the information. To create a **MyEBSCO** account so you can save and organize your search results, click **'Continue personalised'** (or **'Skip for now'** to remain anonymous).



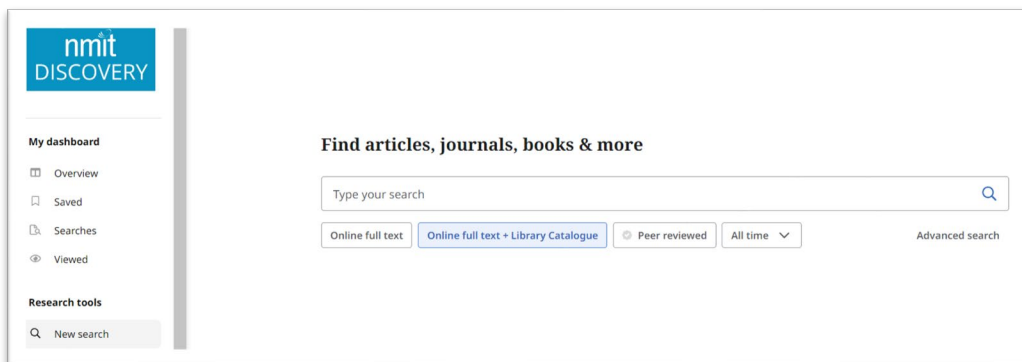
5. **MyEBSCO** will now appear beside the person icon, indicating you are logged in (see left).

6. When you click on the icon, your account name will display (See [DISCOVERY: MyEBSCO ACCOUNT](#) for more tips).

7. To start a new **General search**, you can either:

- click on the **DISCOVERY** logo at top left of the DISCOVERY platform (see below).
- or from the menu on the left, under the **Research tools** section, click on **General Search**.

And you're back at the search screen, as below:



Need more help?...see our other [Library Help Guides](#).